
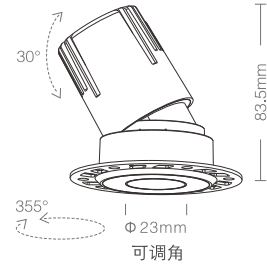
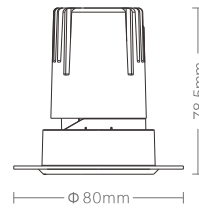


圆形圆孔



\*可选配件



### 产品特性

- 灯具颜色: 金属灰+白色面板
- 主体材质: 压铸铝
- 光学系统: 透镜+面板
- 灯具外观: 金属质感
- 投射方向: 垂直0~30°、水平0~355°
- 防护等级: IP20 可选配IP44防水组件
- 环境温度: -20°~40°
- 重量: 130g


### 产品规格

- 开孔尺寸: Ø55mm
- 功率: 5W
- 光束角度: 15°、24°、36°
- 天花厚度: 2mm~25mm
- 安装方式: 嵌入式
- 吊顶空间: 大于100mm
- 防眩角度: 40°
- 输入电压: 220~240V~50Hz
- 输入电流: 25mA
- 显指: Ra92
- 色温: 2700K、3000K、3500K、4000K
- 光通量: 318lm、332lm、355lm、368lm (15°)  
350lm、364lm、390lm、404lm (24°)  
373lm、389lm、416lm、431lm (36°)

以下可调光款为可控硅调光; 0-10V调光:T改为M

**2700K**  
TSF3055W05-TB2715  
TSF3055W05-NB2715

可调光  
不可调光



h(m)	D(cm)	average (lx)	center (lx)
1.0	29	1994	2863
2.0	57	499	716
3.0	86	222	318
4.0	114	125	179

**3000K**  
TSF3055W05-TB3015  
TSF3055W05-NB3015

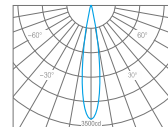
h(m)	D(cm)	average (lx)	center (lx)
1.0	29	2077	2982
2.0	57	519	746
3.0	86	231	331
4.0	114	130	186

**3500K**  
TSF3055W05-TB3515  
TSF3055W05-NB3515

h(m)	D(cm)	average (lx)	center (lx)
1.0	29	2223	3191
2.0	57	556	798
3.0	86	247	355
4.0	114	139	199


**4000K**  
TSF3055W05-TB4015  
TSF3055W05-NB4015

h(m)	D(cm)	average (lx)	center (lx)
1.0	29	2306	3310
2.0	57	577	828
3.0	86	256	368
4.0	114	144	207



**2700K**  
TSF3055W05-TB2724  
TSF3055W05-NB2724

可调光  
不可调光



h(m)	D(cm)	average (lx)	center (lx)
1.0	39	1254	1833
2.0	79	313	458
3.0	118	139	204
4.0	158	78	115

**3000K**  
TSF3055W05-TB3024  
TSF3055W05-NB3024

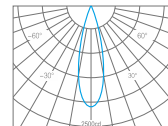
h(m)	D(cm)	average (lx)	center (lx)
1.0	39	1306	1909
2.0	79	326	477
3.0	118	145	212
4.0	158	82	119

**3500K**  
TSF3055W05-TB3524  
TSF3055W05-NB3524

h(m)	D(cm)	average (lx)	center (lx)
1.0	39	1397	2043
2.0	79	349	511
3.0	118	155	227
4.0	158	87	128


**4000K**  
TSF3055W05-TB4024  
TSF3055W05-NB4024

h(m)	D(cm)	average (lx)	center (lx)
1.0	39	1449	2119
2.0	79	362	530
3.0	118	161	236
4.0	158	91	133



**2700K**  
TSF3055W05-TB2736  
TSF3055W05-NB2736

可调光  
不可调光



h(m)	D(cm)	average (lx)	center (lx)
1.0	62	610	939
2.0	123	152	235
3.0	184	68	104
4.0	246	38	59

**3000K**  
TSF3055W05-TB3036  
TSF3055W05-NB3036

h(m)	D(cm)	average (lx)	center (lx)
1.0	62	635	978
2.0	123	159	245
3.0	184	71	109
4.0	246	40	61

**3500K**  
TSF3055W05-TB3536  
TSF3055W05-NB3536

h(m)	D(cm)	average (lx)	center (lx)
1.0	62	679	1047
2.0	123	170	262
3.0	184	76	116
4.0	246	43	65

**4000K**  
TSF3055W05-TB4036  
TSF3055W05-NB4036

h(m)	D(cm)	average (lx)	center (lx)
1.0	62	705	1086
2.0	123	176	271
3.0	184	78	121
4.0	246	44	68

